


THE OFFICIAL
BIONONYMOUS
GUIDE TO

REPLACE
your
DNA

MATERIALS


spray bottle



DNA
mixture*
15ng/uL



item



water



DNA
preservative***



*Online sources of DNA include: <http://www.qiagen.com/us/products/catalog/sample-technologies/dna-sample-technologies/genomic-dna/repli-g-mini-kit/>

<http://www.lifetechnologies.com/order/catalog/product/4312660?CID=AFLBC-4312660>

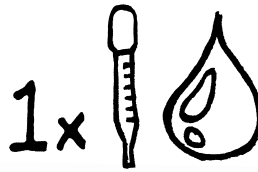
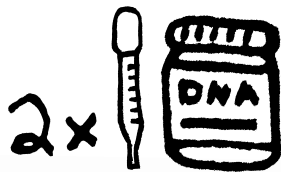
**Dilution guide: <http://abacus.bates.edu/~ganderso/biology/resources/dilutions.html>

***DNA preservative is a proprietary formula and potentially toxic so don't ingest!

STEPS


1.

To your spray bottle add 2 mL DNA mixture, 1 mL water & 1 mL of preservative (if using, otherwise add another 1 mL water).



2.

Mix well.



3.

Spray liberally on sheets, clothing, soft and sensitive items. Use like febreeze! You can even spray it on yourself if you don't include the preservative. I wouldn't drink it though.

